




Backplanes for displays and
sensors, evaluation kits



OLED microdisplay evaluation kit



Example of system electronics

Technology and service

Augmented Reality (AR) and Virtual Reality (VR) have arrived in the age of digitalization and industry 4.0 both in everyday work and private life. For professional applications, a third scenario can be considered: the all-round vision display, which provides instructions or detailed information about the working environment or about machine status.

Currently available data glasses are evolving rapidly. We are working on improving ergonomics, construction depth and running time, thus making compact, powerful and user-friendly data glasses become reality.

The heart of all data glasses are their displays. For each application, certain parameters will affect user acceptance of the system. Each parameter, such as optical performance or power consumption, has a different significance for the respective application.

Fraunhofer IPMS has many years of know-how in the development and manufacturing of such application-specific OLED microdisplays. This includes all steps from the initial idea to the backplane design. We support you along the entire value chain – from the design of the organic components to manufacturing, whether it be a few prototypes or small series production.

Our microdisplays are based on the monolithic integration of OLEDs on silicon chips to control the individual pixels. These chips or wafers can also be used to drive and read out alternative active layers. Examples would be display technologies based on quantum dots or micro-LEDs.

Our research and development work at Fraunhofer IPMS focuses on the development of OLED microdisplays for AR and VR data glasses as well as sensor applications. The display concept and parameters such as resolution, pixel size and integrated additional functions can be tailored to specific projects and customers. The spectrum ranges from ultra low power displays for small and lightweight data glasses to high-resolution HD displays for VR glasses and viewfinders up to bidirectional displays with embedded image sensor functionality for fingerprint sensors or eyetracking data glasses. We do not only offer the integration of OLED or a combination of OLED and photodiodes for bidirectional microdisplays, but also the integration of organic photodiodes (OPD) as sensors on a CMOS readout circuit.


Furthermore, we use our competencies and technologies for the development of special sensor ASICs using e. g. OLEDs and photodiodes for the detection and selection of certain substances in gases as a basis for universally adaptable sensor platforms. In addition to technology and component development, we are also available for initial application studies, technology consulting and transfer. We support the manufacturing of low volumes as well as small series.

In order to facilitate an uncomplicated transfer of our technologies and components into customer-specific applications, Fraunhofer IPMS offers a selection of evaluation kits, which address various application areas such as all-round vision, AR, VR and Mixed Reality as well as gas sensor technology.




More detailed information about all available evaluation kits can be found on our website.«






Ultra low power OLED microdisplay



720p OLED microdisplay



1 inch WUXGA OLED microdisplay

Evaluation kits as development tools

Ultra low power OLED microdisplays

Industrial application scenarios require the display of focused, graphical information instead of video streams. Parameters such as ergonomics, compactness and runtime of the battery play a crucial role. Ultra low power displays are particularly suitable for this purpose. They have a limited resolution, but an innovative display backplane design can reduce power consumption to a fraction of approx. 1 mW in typical operation, allowing small, lightweight systems with longer battery life. These displays are controlled via an SPI interface and can be realized in different monochrome colors. Typically, warm white is preferred, which achieve a very high brightness of $> 35.000 \text{ cd/m}^2$. Furthermore, a second version of the microdisplay architecture is available using red and green sub-pixels, thus realizing a colored microdisplay which comes with a typical peak brightness of 5.000 cd/m^2 . Both types benefit from a wide brightness tuning range, enabling applications in day and night conditions.

VUAL1120:

0.19" screen diagonal, 320 × 240 pixels, 11.8 μm × 11.8 μm pixel pitch, monochrome warm white with 4 Bit color depth

VURG1120:

0.19" screen diagonal, 320 × 240 pixels, two sub-pixels red and green (other configuration on request), 11.8 μm × 5.9 μm sub-pixel pitch, bicolor using 4 Bit color depth per color channel (colors in the range of green - yellow - red)

720p microdisplays

Our 720p microdisplays were specially developed for use in industrial AR glasses, where, for example, real-time superimposition of data or support scenarios are required. Here, high frame rates and contrast ratios play a role together with low power consumption.

With a resolution of 1280 × 720 pixels, a screen diagonal of 0.64 inches and a pixel pitch of 11 μm, our 720p microdisplay offers high-quality images and low power consumption typically ranging from 100 mW at 60 Hz to 160 mW at 120 Hz. In addition, simple control electronics enable easy integration into wearables. Our evaluation kit contains a 720p OLED microdisplay and driving electronics, which enables HDMI video interface as well as power supply and configuration via USB. The following versions are available as evaluation kits:

HUCW1010:

0.64" screen diagonal, 1280 × 720 pixels, 11 μm pixel pitch, 24 Bit color depth

HURG1010:

1280 × 720 pixels with red and green sub-pixels, bicolor using 8 Bit color depth per color channel, thus implementing 16 Bit RG color depth. Intended for high luminance and low power applications.

HUGL1010:

monochrome green with 8 Bit color depth

HUAL1010:

monochrome warm white with 8 Bit color depth

High-resolution WUXGA OLED microdisplays

The WUXGA OLED microdisplays are suitable for VR applications with special requirements in terms of resolution, image quality, frame rates and size. They offer a resolution of 1920 × 1200 pixels on a 1 inch diagonal with a pixel pitch of 11 μm (2300 ppi) and allow high frame rates of up to 120 Hz. The display mode can be adjusted from Hold-Type to Impulse-Type to eliminate motion artifacts. The WUXGA OLED microdisplay achieves exceptionally high image quality with very high contrast ratios of 100 000: 1 and very low power consumption. The evaluation kit includes a WUXGA OLED microdisplay and driving electronics which enable a HDMI video interface as well as power supply and configuration via USB. The following versions are available:

JUCW1010:

1" screen diagonal, 1920 × 1200 pixels, 11 μm pixel pitch, 24 Bit color depth

JUGL1010:

monochrome green with 8 Bit color depth

Performance:


140 mW @ 60 Hz

180 mW @ 90 Hz


220 mW @ 120 Hz



6 Bidirectional OLED microdisplay



7 Image sensor based on organic photodiodes on silicon. Background: NIR image



8 Universal optical sensor platform

Bidirectional OLED microdisplays

Bidirectional microdisplays combine display and image sensor functions. This means that they can simultaneously display and capture images within one common active area. This is achieved by adding an additional sensor pixel to each RGBW pixel. Typical applications are intelligent data glasses with eye tracking and optical sensors (e. g. optical fingerprint sensors). The evaluation kit consists of a high-resolution SVGA microdisplay (800 × 600 pixels) with embedded SVGA image sensor, 16 μm pixel pitch and 0.63 inch screen diagonal. The associated control electronics enable easy connection of the display via HDMI and read-out of the image sensor via USB 3.0. A graphical user interface for Windows is provided for an easy configuration of the display.

The following options are available:

EBCW1020:

0.63" screen diagonal,
800 × 600 pixels, 16 μm pixel pitch,
24 Bit color depth, image sensor with
8 Bit grayscale

EBGL1020:

monochrome green with 8 bit color
depth, image sensor with 8 Bit
grayscale

Sensors / organic photodiodes

Our organic photodiodes (OPD) are integrated monolithically and at wafer level on a powerful CMOS readout circuit. This poses a great advantage in comparison to established technologies: The spectral behavior can be adapted tailored to a specific application. In the future, it will be possible to detect wavelengths outside the visible range without the use of expensive III-V semiconductors. The active layers can be processed by deposition within high vacuum, by liquid processes or by hybrid approaches. Fraunhofer IPMS offers a development platform with different substrates, wafer layouts and processes for the development and evaluation of such layers and layer systems. An evaluation kit is available consisting of an SVGA image sensor, which uses an organic photodiode for detection. Read-out is realized by simple electronics which are connected via USB:

ESML1011:


0.63" screen diagonal,
800 × 600 pixels, 16 μm pixel pitch,
monochrome image sensor, 8 Bit
grayscale

Universal optical sensor platform

A common method for measuring material properties (pH value, temperature, gas concentration, etc.) is the use of a sensor material whose optical properties change depending on the concentration. If this is optically excited to photoluminescence, the emitting light can be evaluated and conclusions can be drawn about the desired parameters. We have developed a novel sensor ASIC which excites such sensor materials with the help of an integrated OLED and evaluates the emitting light via integrated photodiodes and amplifiers. We offer an evaluation kit which can evaluate the oxygen concentration of gases. The user has many degrees of freedom (e. g. excitation frequency and signal type). The decay time is a measured value for the oxygen concentration and is given as a parameter. For process monitoring, temperature and air pressure are measured and reported in a gas box.

ASRL1010:

0.45" sensor chip, OLED areas
red/blue or blue/blue, photodiodes
with red color filters, sample layer for
measuring the oxygen concentration



Fingerprint sensor based on bidirectional OLED microdisplay



Microdisplay cleanroom of Fraunhofer IPMS

Silicon backplanes for customized and alternative applications

The display backplanes can also be used for alternative technologies in addition to OLEDs. These range from quantum dots (QDs), Liquid-Crystal-on-Silicon (LCOS) and micro-LEDs up to read out options of sensitive layers. Apart from the fields of application mentioned before, further branches such as medical and biotechnology as well as opto-genetics (e. g. by combining microscopic excitation light sources with embedded photodetectors) can be explored. The availability

of the circuits and suitable control electronics reduces the NRE costs for experiments and enables a near-term evaluation at the same time.

We are at your service and will be happy to support customer-specific developments. Please do not hesitate to contact us with any questions you may have.

Funding references

Admont

www.admont-project.eu



Funded by the Horizon 2020 research and innovation programme of the European Union.

Funding reference: 661796



Funded by the Federal Ministry for Education and Research and the Saxon State Ministry for Economic Affairs, Labour and Transport

Funding reference: 16ESE00585

STAATSMINISTERIUM
FÜR WIRTSCHAFT
ARBEIT UND VERKEHR



LOMID

www.lomid.eu



Funded by the Horizon 2020 research and innovation programme of the European Union.

Funding reference: 644101

BACKPLANE – Deep-submicron CMOS process technology for driving integrated microdisplays and evaluation circuits of optical sensors



Funded by the European Union and the Free State of Saxony.

Funding reference: 100392259

Contact

Fraunhofer Institute for Photonic Microsystems IPMS
Maria-Reiche-Straße 2
01109 Dresden, Germany

Business Development

Ines Schedwill
+49 351 8823-238
ines.schedwill@ipms.fraunhofer.de

Scientific contact persons

Bernd Richter
+49 351 8823-285
bernd.richter@ipms.fraunhofer.de

Philipp Wartenberg
+49 351 8823-386
philipp.wartenberg@ipms.fraunhofer.de

www.ipms.fraunhofer.de

Follow us!



**We focus on quality
and ISO 9001.**



Quality Management
ISO 9001
www.dekra-cert.com

Picture credits

Title: Claudia Jacquemin
Fraunhofer IPMS: 2, 8
Finn Hoyer: 1, 4
Claudia Jacquemin: 3, 5, 9
Jürgen Lösel: 6, 7, 10